

# Guideline on submission/registration

## Step 1

- You must click “Register” to create a new account.
- Then, please type in your self-defined ID, password and frequently-used E-mail address, and create an account.

The first screenshot shows the 'User Login' interface. It has three input fields: 'User Account', 'User Password', and 'Check Code'. The 'Check Code' field contains 'z7C9'. Below the fields are two buttons: 'Sign In' and 'Register'. The 'Register' button is highlighted with a red box. A red arrow points from this button to the second screenshot.

The second screenshot shows the 'Create A New Account' interface. It has three input fields: 'ID', 'PWD', and 'EML'. The 'ID' field has a red asterisk and the text '\*check [a-zA-z0-9] length:6~30'. The 'PWD' field has a red asterisk and the text '\*Password'. The 'EML' field has a red asterisk and the text '\*Important'. Below the fields is a button labeled 'Create the new account now'.

## Step 2

- Please return to “User Login” interface to sign in

The screenshot shows the 'User Login' interface. It has three input fields: 'User Account', 'User Password', and 'Check Code'. The 'Check Code' field contains 'qWsZ'. Below the fields are two buttons: 'Sign In' and 'Register'. The 'Sign In' button is highlighted with a red box.

## Step 3


- Please click “Conferences” to view the list of meetings.
- Then, you could see “ICMRE2018: The 3rd International Conference on Matter and Radiation at Extremes”

The screenshot shows the top navigation bar of the Huitong CIS website. The bar has a logo on the left and the text 'Huitong CIS' in the center. On the right, it says 'Hello, rqb' followed by links for 'Profile' and 'Exit'. Below the bar are three navigation buttons: 'Home', 'Conferences', and 'Profile'. The 'Conferences' button is highlighted with a red box.

Below the navigation bar, there is a list of items. The first item is 'ICMRE2018: The 3rd International Conference on Matter and Radiation at Extremes'. To the right of this item are two buttons: 'Submission' and 'Registration'.

## Step 4

- Click “Submission” to fill in your paper’s details and submit the abstract/full paper.

ICMRE2018: The 3rd International Conference on Matter and Radiation  
at Extremes -- Paper Submission 

Please enter the paper's detail, fields with \* shouldn't be blank.

**Paper Information**

Title:  \*

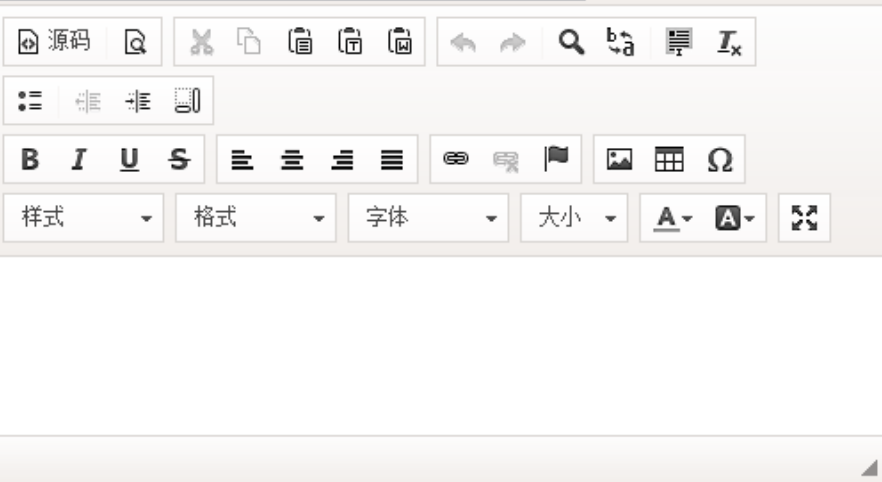
Keywords:  \*

Present Type:  \*

Journal:  \*

Column:  \*

Abstract:



Full Text:  (Format: doc/docx/pdf)


Note:  (Note of this paper)

**Paper Author List**

No author is added

## Step 5

- Click "Registration" to fill in your basic information, contact information, conference fee items, traffic & accommodation and submit.

Registration for ICMRE2018: The 3rd International Conference on  
Matter and Radiation at Extremes 

Please enter your registration information as the conference required, fields with \* must be filled.

**Your basic information**

Name: First Name  \* Last Name  \* Title  Gender  \*

Organization:  \*  
(Format: XXdepartmentXXcompany;XXorg;XXcollege)

Your SSN:  (Your identity card No. or passport SN.)

Paper SN:  (The paper No. you've submitted.)

**Your contact information**

E-Mail:  \*

Office Tel:  \* Cell Phone Number  \*

Country: Country/Area  \* State/Province  City

Address:  \* Post Code  \*

**The conference fee items**

Invoice Title:

Pay Method: telegraphic transfer

Select	No.	Name	Present Type	Fee	Required	Note
<input type="checkbox"/>	1	Registration fee	Regular <input type="text"/>	4000 (RMB)	No	
Total Fee:				0		

**Traffic & Accommodation**

Arrival Details: Time  Flight  (Flight and arrival details)

Departure Details: Time  Flight  (Flight and departure details)

**Others**

Other Notes:

## Step 6

- If you want to edit submitted papers/registration, please go to "Profile", and click "My Papers"/"My Registration" to edit.

Home Conference Profile

**【mreconf】's Profile.**

Bellow is your information in our website, Please check it now! If you want change it please click the button with "Edit My Info".  
**PS:** We promise we will use your information safely and not take it vent.